





	Lâmpada fluorescente 2x40w
	Lâmpada incandescente 100w
	Interruptor simples
	Interruptor duplo
	Tomada baixa 0,50m (220w)
	Tomada média 1,00m (220w)
	Tomada Alta 2,10m (4800w)

	.				
	.				

CIRCUITO	LÂMPADAS FLUORESCENTES	TOMADAS	CHUVEIRO	CONDUTORES	POTÊNCIA	TOTAL WATTS
	40w	220w	4800w	mm	A	
A	27			1.5	10	1.080
B		18		2.5	15	3.960
C		11		2.5	15	2.420
D	18			1.5	10	720
E		26		2.5	15	5.720
F			01	4.0	20	4.800
TOTAL	45	56	01			18.700

<h1 style="text-align: center;">PREFEITURA MUNICIPAL DE QUARÁ</h1> <h2 style="text-align: center;">SEC. DO PLANEJAMENTO</h2> <h3 style="text-align: center;">SETOR DE PROJETOS</h3>			
Conteúdo: PLANTA DISTRIBUIÇÃO PONTOS ELÉTRICOS		<div style="border: 1px solid black; height: 150px; width: 100%;"></div>	
Local: Vila Aldo Pereira Giudice	Prefeito Municipal: João Carlos Vieira Gadel	Prancha: <div style="font-size: 48px; font-weight: bold; text-align: center;">06</div> <div style="font-size: 24px; font-weight: bold; text-align: center;">/08</div>	
Projeto: U.S.F	Resp. Técnico: Arq. Urb. Adriano Rodrigues <small>CREA/RS 128.403/D</small>	<div style="border: 1px solid black; height: 100px; width: 100%;"></div>	
Área: 272,97m ²	Escala: Indicadas	Data: Junho de 2011	Colaboradores: Natalia de Castro Selvero <small>Acad. Eng. Civil</small>